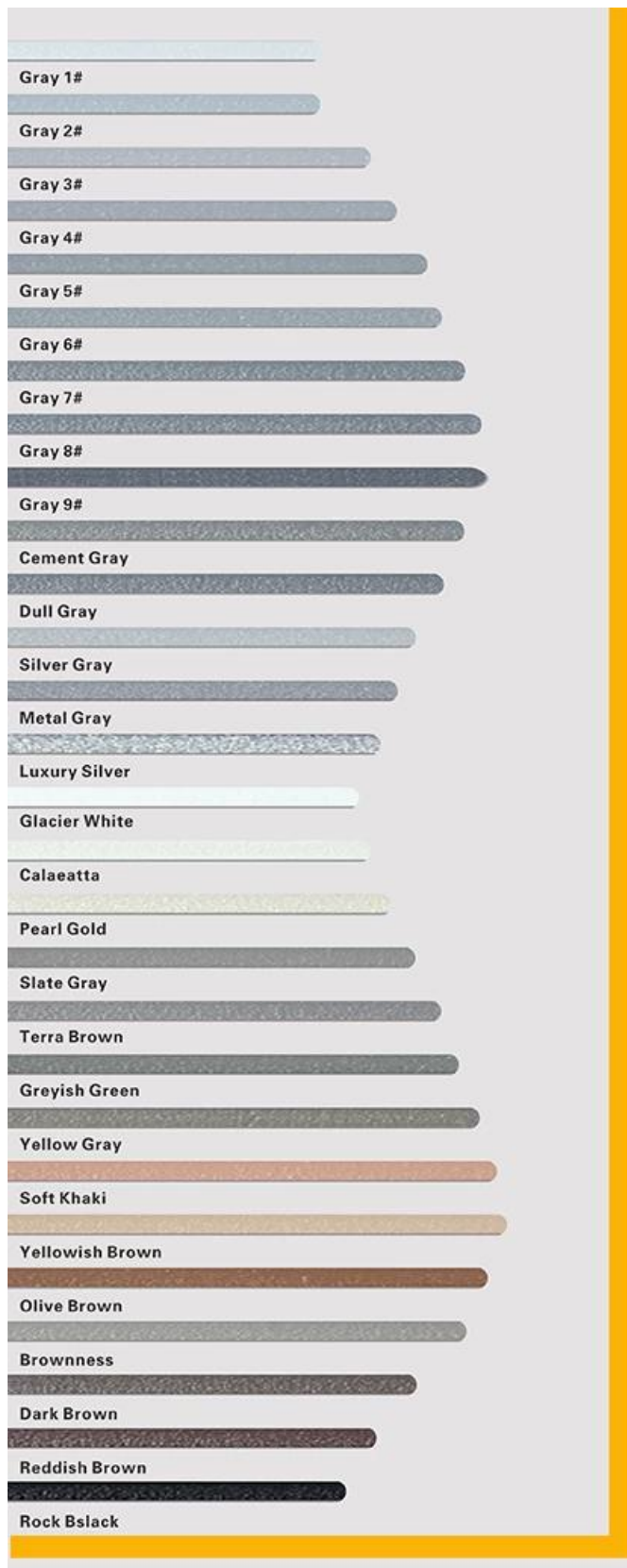


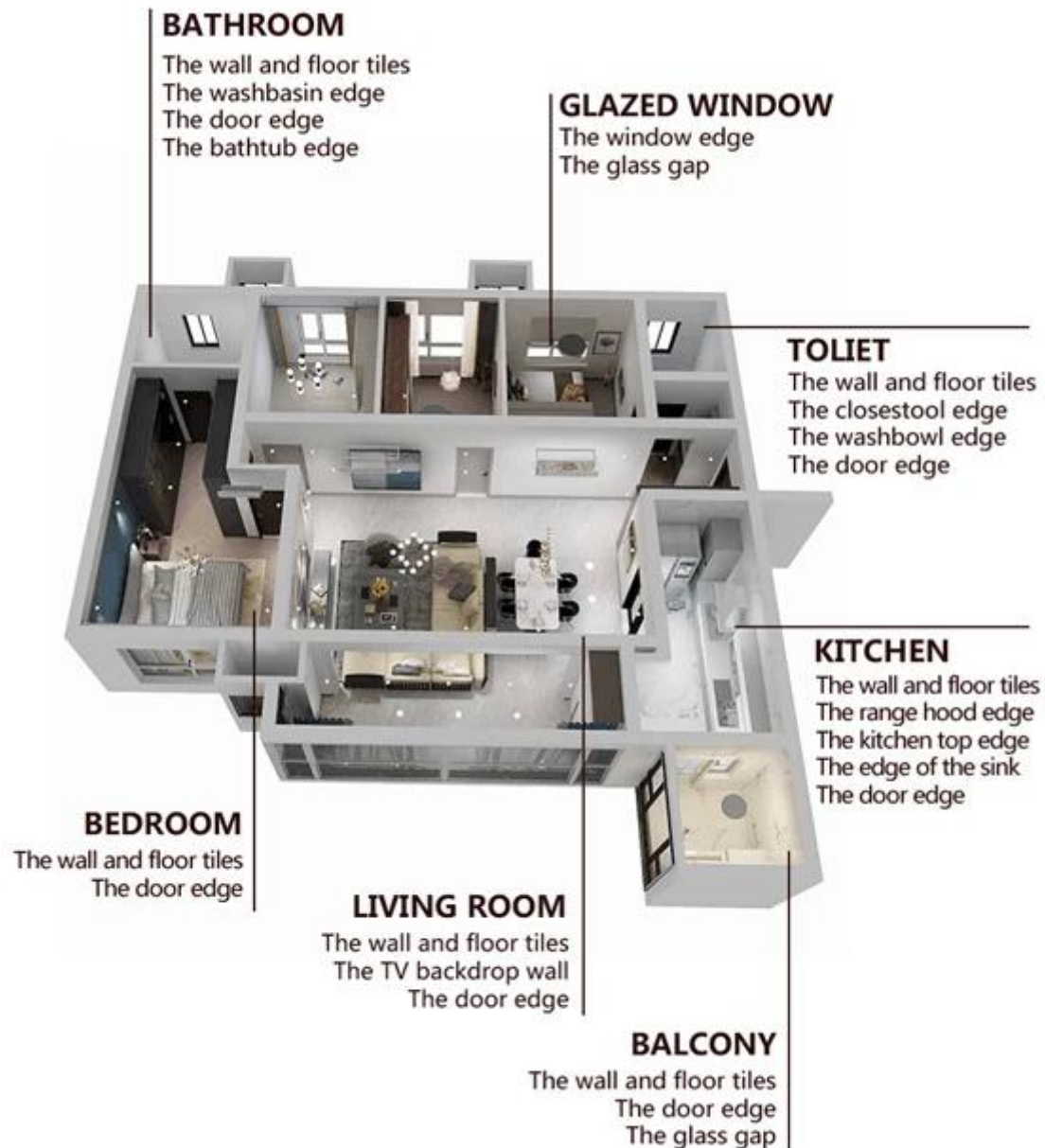
The product of [China construction building glue manufacturer](#) can be better used in the joints of ceramic tile, stone, glass, mosaic tile on the wall or floor in bathroom, kitchen, bedroom and so on. It is a preference product in family decoration, adding negative oxygen ion to purify air. Australia joint research and development products to make the better performance, and through the Chinese Academy of Sciences strategic quality control guidance, to make products quality stable. Welcome to contact us- [China gap filling agent supplier](#) cooperation.



**Varieties of colors for your choice. Also provide custom colors.**



**Provide Whole Room Gap Solution**



## Brief Construction Process





01

Clean the tiles and keep it dry



02

Polish with tile wax except the glazed tile



03

Open & Watch, both sides can extruded meanwhile



04

Screw on the nozzle, put on the grout gun



05

Inclined cut the top of the nozzle in 45°



06

Squeeze out 60-80cm long grout in the forepart



07

Evenly squeeze out the tile agent along the gap




08

Press the grout with professional glue-press tools



09

Don't touch in 4-5 hours and remove excess grout then.



10

Keep the tiles dry in 24 hours

## Professional Joint-Pressing Tool



01

Cutter Knife



02

Pointing trowel



03

Brush



04

Rainbow Scraper



05

Stirring Knife



06

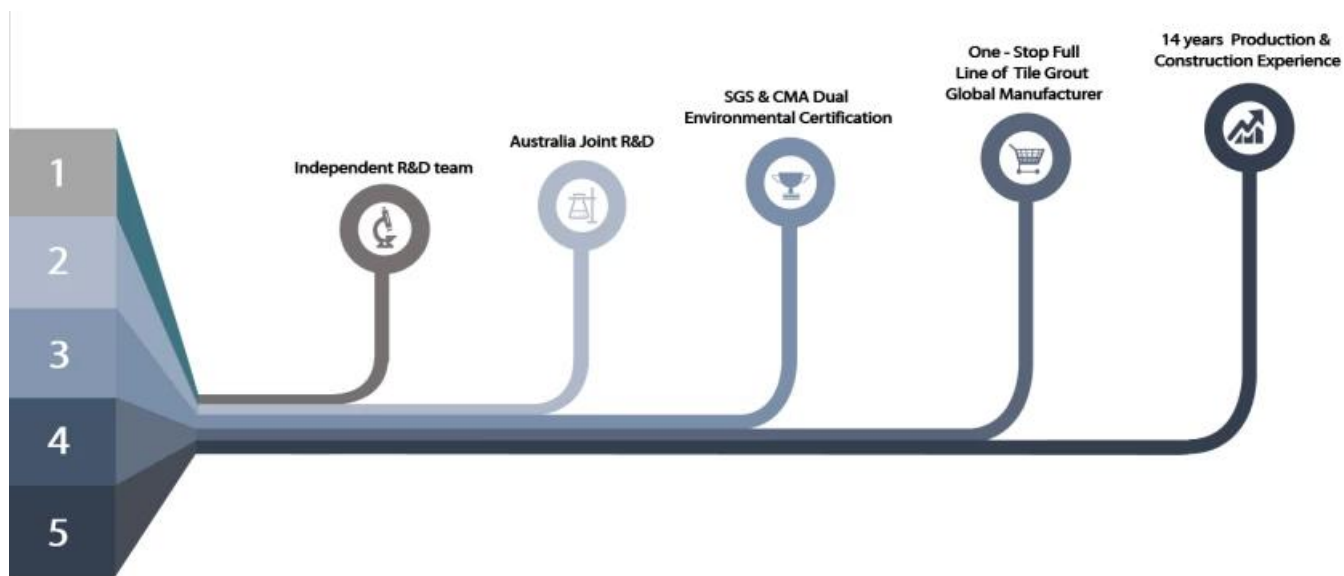
The sponge



07

Scouring Pad

## Company Advantage



## Factory Overview



Creaming Machine Line



Testing Machine



Batching Production Line



Cooling Filling



Filling Machine Line



Film-coated Machine



Real Material Stock



Stock

## Certification

